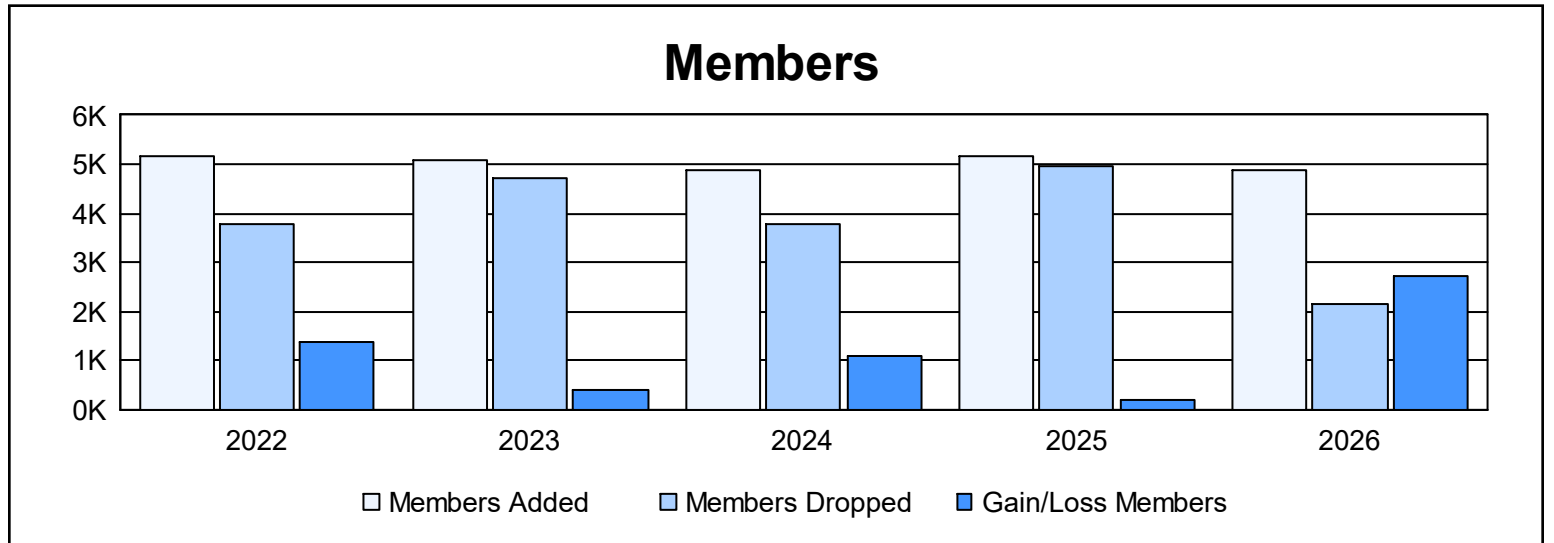
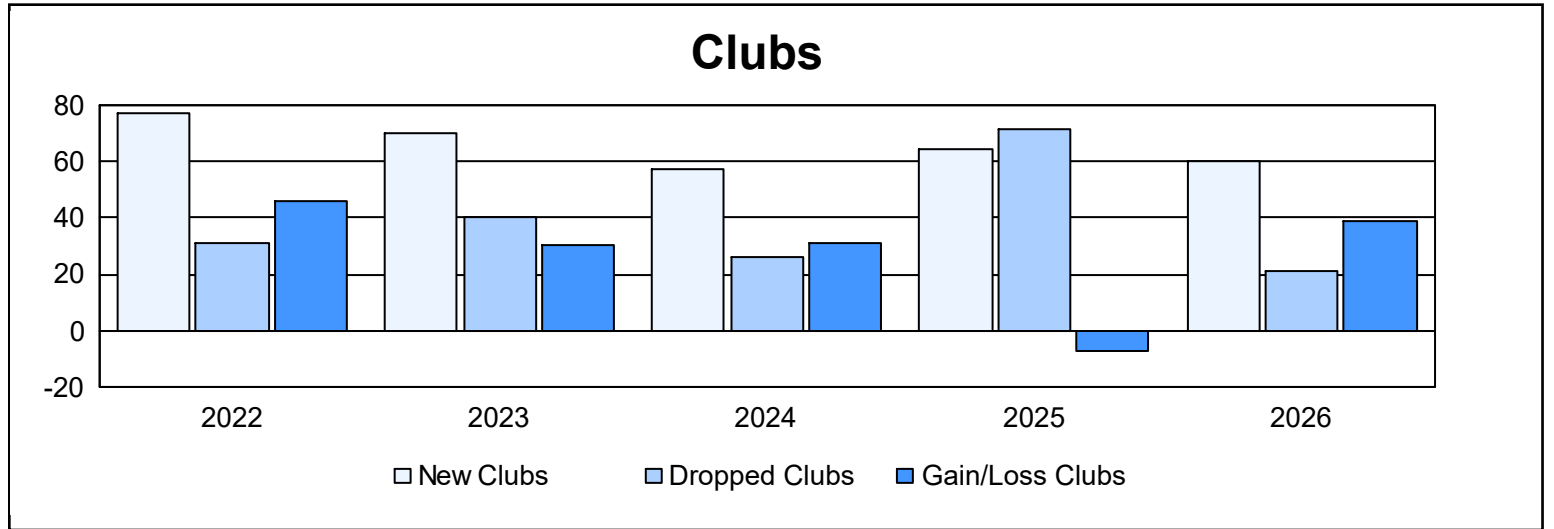
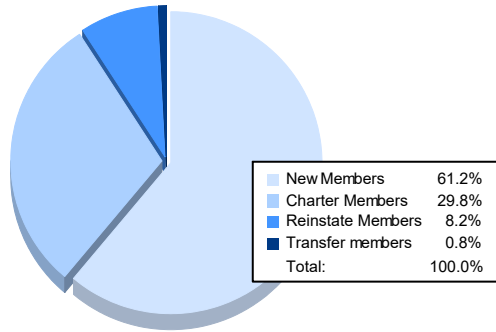


Year	New Clubs	Dropped Clubs	Gain/ Loss Clubs	New Members	Charter Members	Reinstate Members	Transfer Members	Total Member Added	Total Members Dropped	Gain/ Loss Members
2021-2022	77	31	46	2,647	2,165	303	30	5,145	3,781	1,364
2022-2023	70	40	30	2,757	2,020	275	49	5,101	4,705	396
2023-2024	57	26	31	2,962	1,604	258	39	4,863	3,766	1,097
2024-2025	64	71	-7	2,857	1,665	545	87	5,154	4,977	177
2025-2026	60	21	39	2,980	1,451	400	41	4,872	2,135	2,737
Average	66	38	28	2,841	1,781	356	49	5,027	3,873	1,154



Membership Composition April 2026 Cumulative



Gender Composition April 2026 Cumulative

